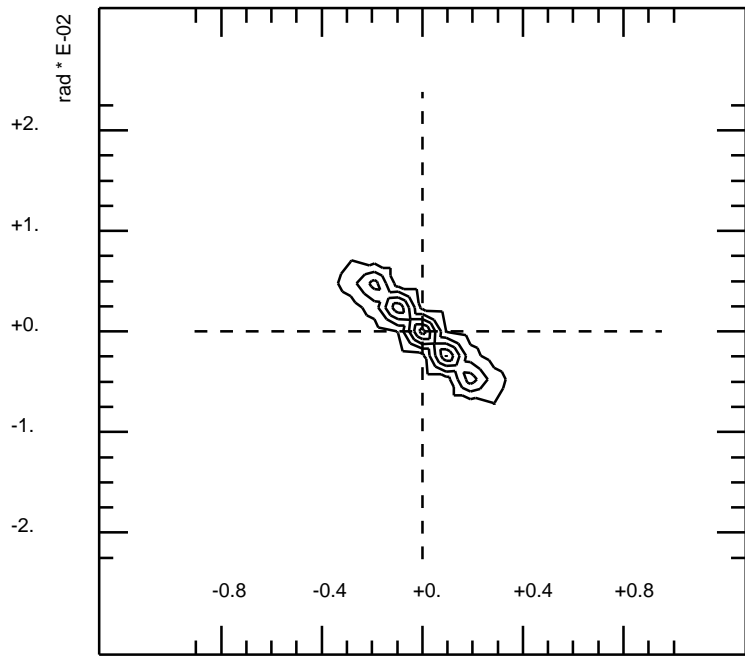


max. count: 1043



max. count: 1916

m * E-01

PHASESPACE PLOT OF (Xf,Af) AT 95.052 M

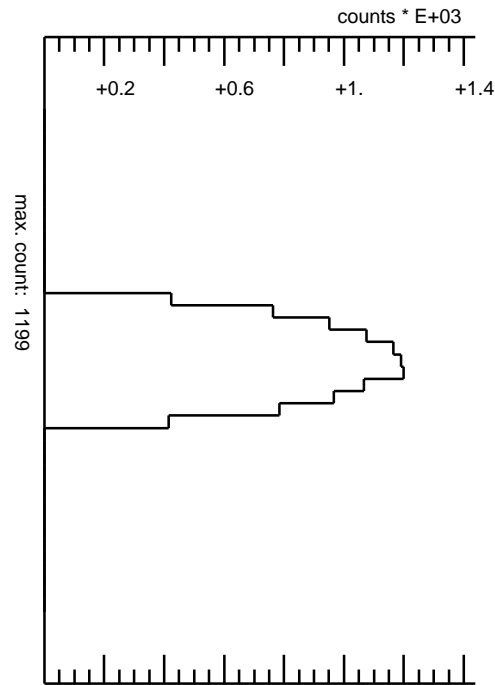
10000 PARTICLES STARTED
10000 PARTICLES IN WINDOW

PARTICLES STARTED IN PHASESPACE

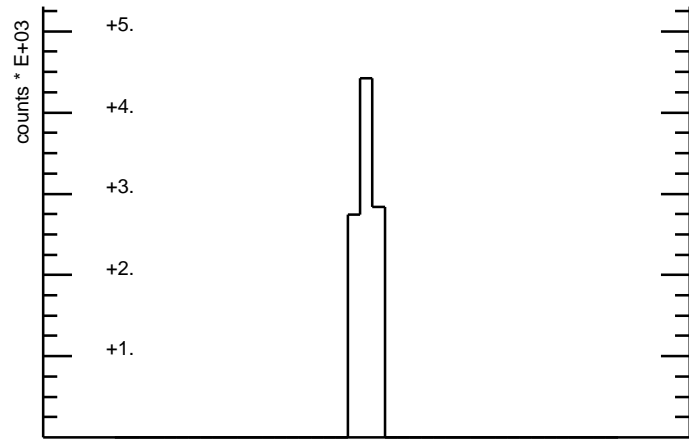
X = +- 0.00200000
A = +- 0.00800000
Y = +- 0.00200000
B = +- 0.00800000
G = + 0.00000000
P = +- 0.01000000

NUMBER OF MASSES : 1
NUMBER OF ENERGIES : 1

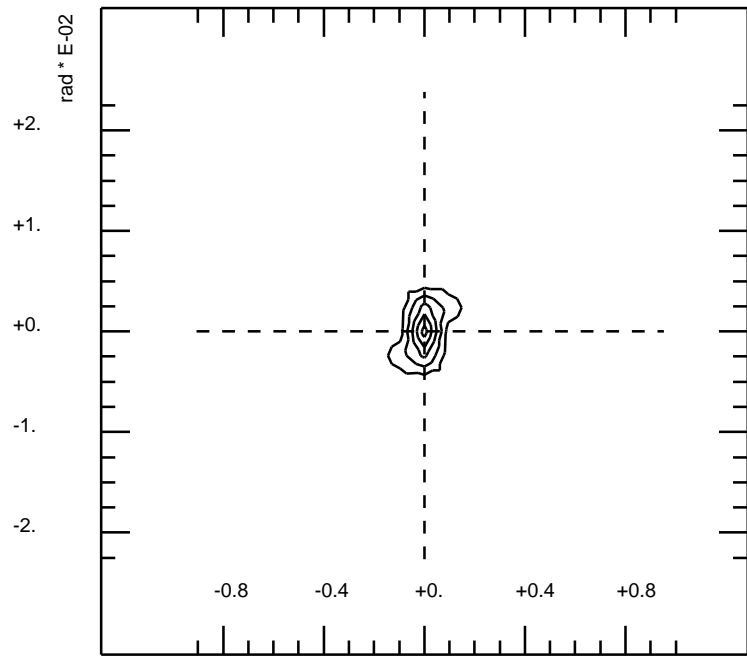
CALC MODE: SYSTEM MATRIX
CALC ORDER: 1



max. count: 1199



max. count: 4421



max. count: 3798

m * E-01

PHASESPACE PLOT OF (Yf,Bf) AT 95.052 M

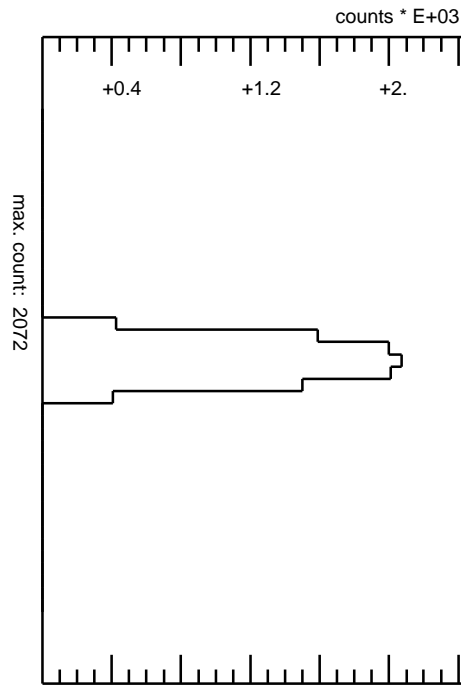
10000 PARTICLES STARTED
10000 PARTICLES IN WINDOW

PARTICLES STARTED IN PHASESPACE

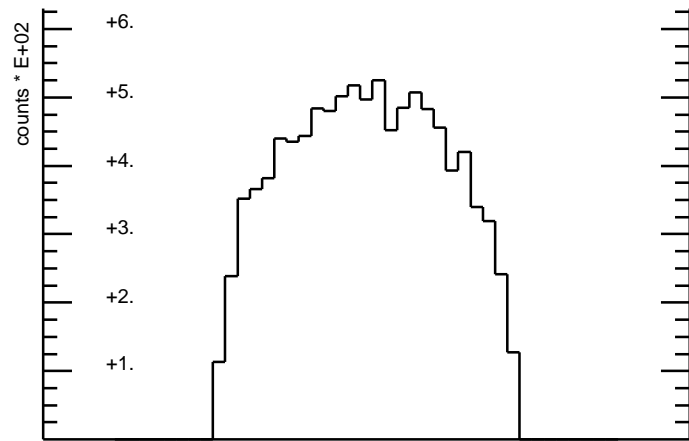
X = +- 0.00200000
A = +- 0.00800000
Y = +- 0.00200000
B = +- 0.00800000
G = + 0.00000000
P = +- 0.01000000

NUMBER OF MASSES : 1
NUMBER OF ENERGIES : 1

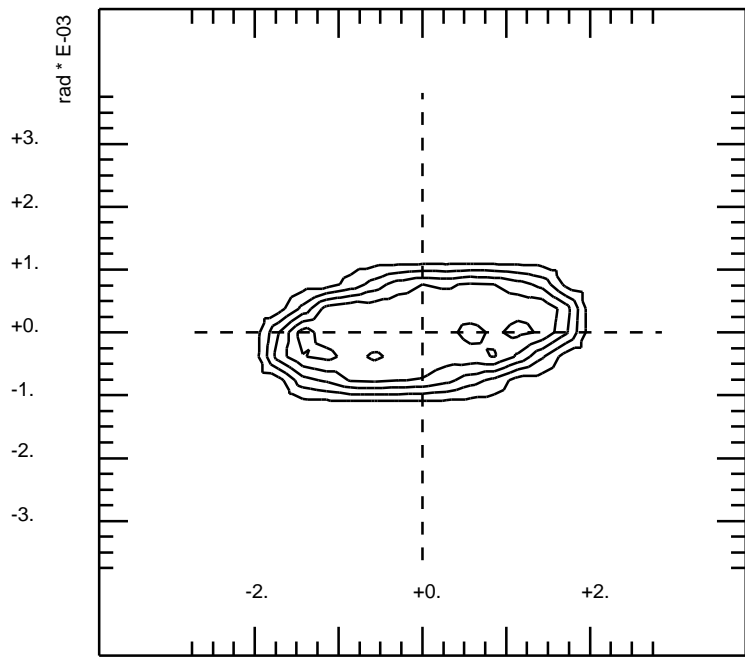
CALC MODE: SYSTEM MATRIX
CALC ORDER: 1



max. count: 2072



max. count: 525



max. count: 254

m * E-02

PHASESPACE PLOT OF (Xf,Af) AT 106.579 M

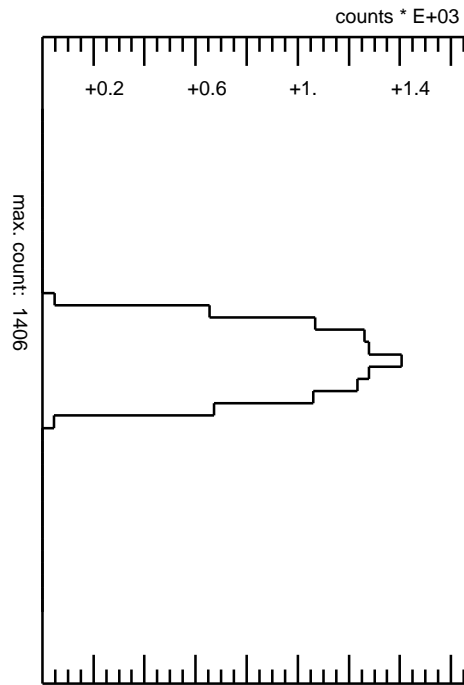
10000 PARTICLES STARTED
10000 PARTICLES IN WINDOW

PARTICLES STARTED IN PHASESPACE

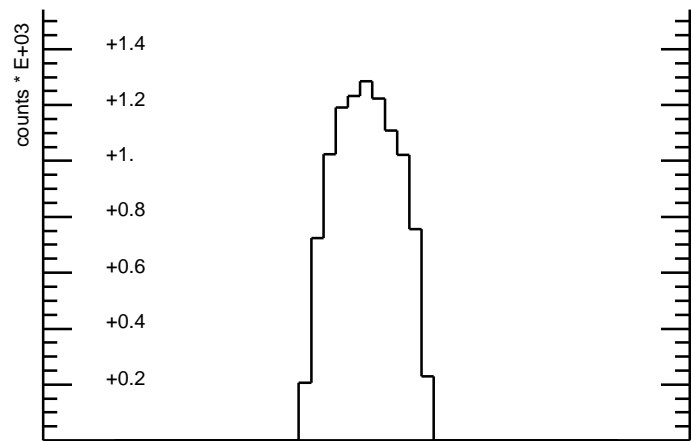
X = +- 0.00200000
A = +- 0.00800000
Y = +- 0.00200000
B = +- 0.00800000
G = + 0.00000000
P = +- 0.01000000

NUMBER OF MASSES : 1
NUMBER OF ENERGIES : 1

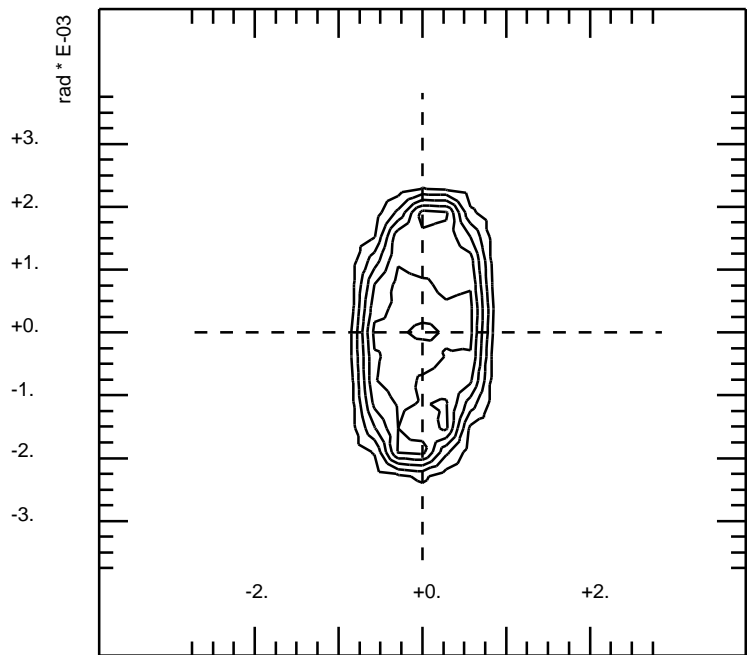
CALC MODE: SYSTEM MATRIX
CALC ORDER: 1



max. count: 1406



max. count: 1285



max. count: 239

m * E-02

PHASESPACE PLOT OF (Yf,Bf) AT 106.579 M

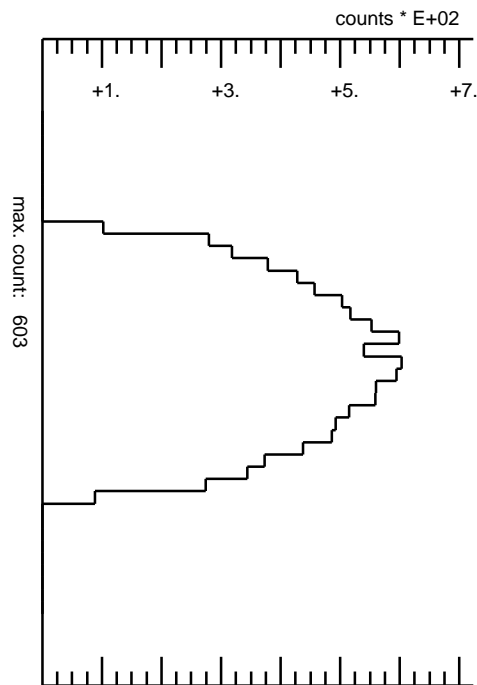
10000 PARTICLES STARTED
10000 PARTICLES IN WINDOW

PARTICLES STARTED IN PHASESPACE

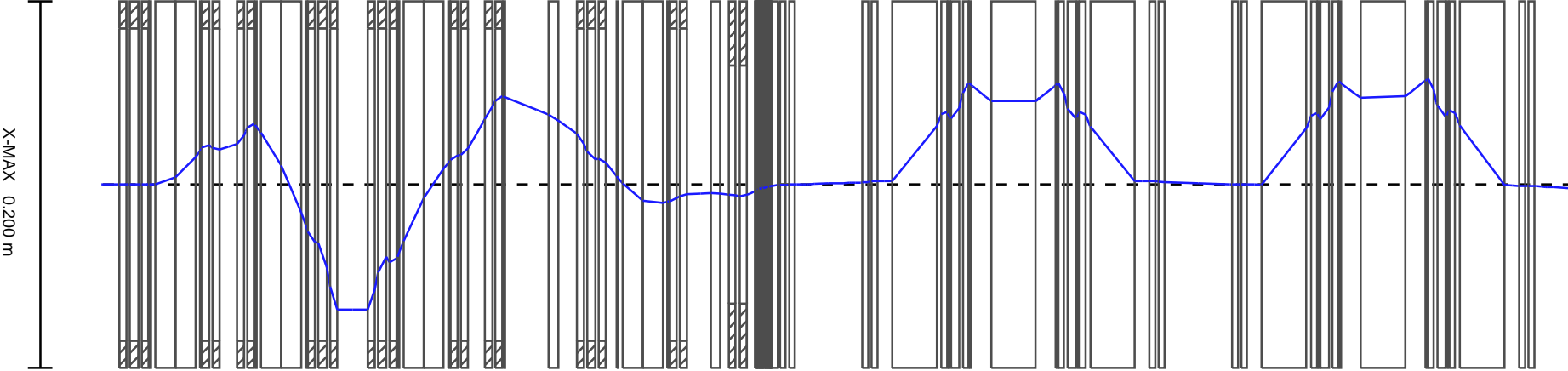
X = +- 0.00200000
A = +- 0.00800000
Y = +- 0.00200000
B = +- 0.00800000
G = + 0.00000000
P = +- 0.01000000

NUMBER OF MASSES : 1
NUMBER OF ENERGIES : 1


CALC MODE: SYSTEM MATRIX
CALC ORDER: 1



max. count: 603



MAGNETIC SECTOR
MAGNETIC SECTOR
MAGNETIC SECTOR
MAGNETIC SECTOR
MAGNETIC SECTOR
MAGNETIC SECTOR



20.000 m

Expression: [X,D]

